



Smart cities and urban strategies

The Covenant of Mayors for Climate and Energy:

how cities are planning their sustainable development in the framework of the European Union strategy.

Antonio Lumericisi

(Climate and energy policy expert)





Summary

- 1) The EU climate policy
- 2) The role of local authorities
- 3) The Covenant of Mayors for Climate and Energy
- 4) What about in Turkey?



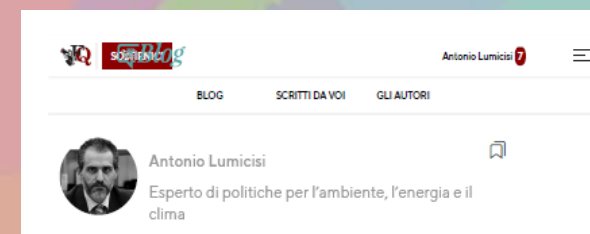
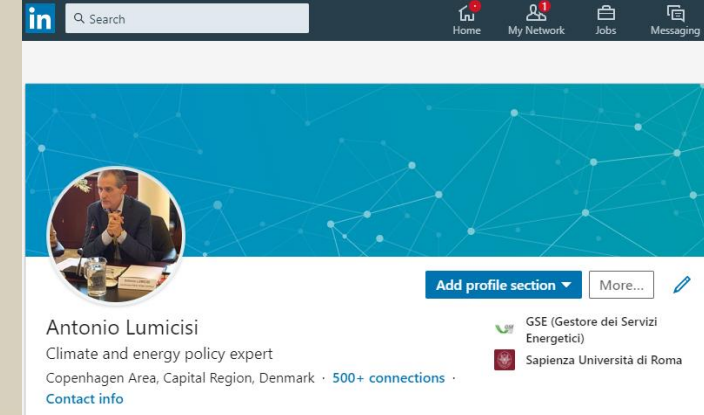


WHO I AM: Antonio Lumicisi

- Graduated in Statistics and Demography.
- 30 years of experience on sustainable development.
- I worked mainly with public bodies at international level (**FAO**), national level (**Italian Ministry of Environment; ENEA, GSE**) and local level (**Municipality of Rome and Florence**).
- **Professor** at the University of Tuscia in Viterbo (Course "*Forests and sustainable development*").

In the last 10 years, I have focused on the role of cities reducing their GHGs and polluting emissions.

- a BLOG on **Fatto Quodiano online** and regularly on **IL CAMBIAMENTO** web magazine.



1) The EU climate policy



-20% CO₂ emissions by 2020

-40% CO₂ emissions by 2030

climate neutrality by 2050, as part of Paris Agreement and 2030 Agenda for Sustainable Development.



The President of the European Commission, **Ursula von der Leyen**, launched the new **European Green Deal** to accelerate the process towards the EU climate neutrality by 2050, with a potential updating of the EU 2030 target to 50-55%.

The **European Green Deal** is a broad roadmap that also deals with **biodiversity** and **forests**, **agriculture** and **food**, **green cities** and **circular economy**.

mobilise **EUR 100 billion** targeted to the most vulnerable regions and sectors



2) The role of local authorities and networks of cities



WHY SO IMPORTANT:

Cities are those places where more than 50% of the world's population lives today, 80% of GDP is produced and, last but not least, three quarters of climate-change gas emissions due to final energy consumption are emitted. That's why ***“the battle to save our planet is won or lost in cities”***.

2008: Covenant of Mayors

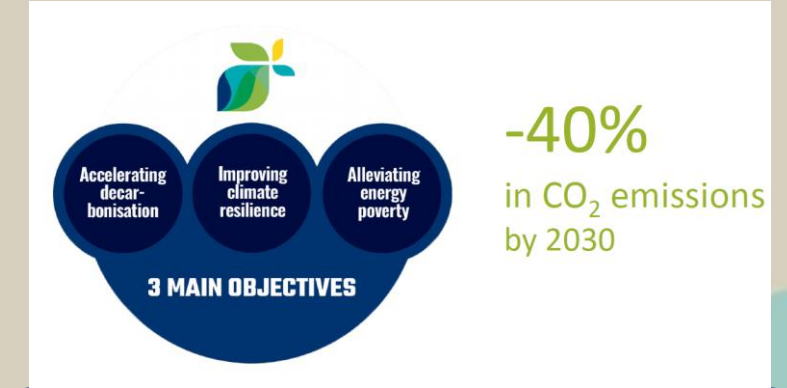
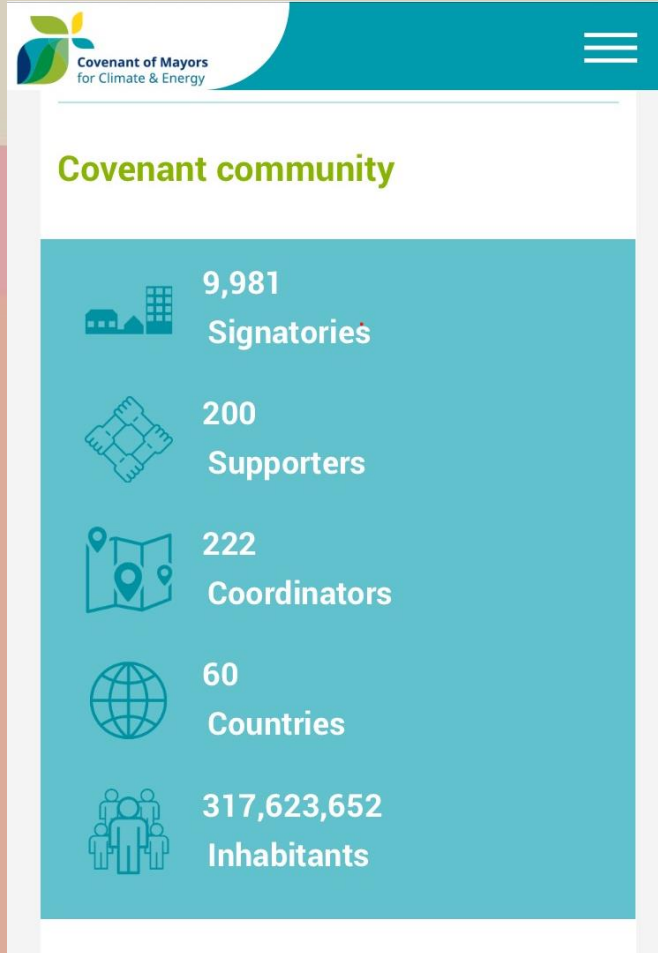
2014: Mayors Adapt

2015: Covenant of Mayors for Climate and Energy

2017: Global Covenant of Mayors for Climate and Energy



3) The Covenant of Mayors for Climate and Energy



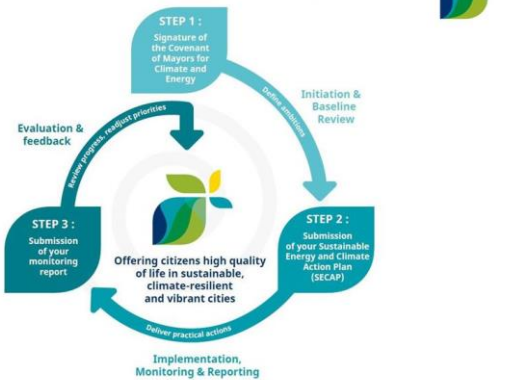
and adoption of a joint approach to tackling **mitigation** and **adaptation** to climate change.

64,6% of signatories submitted a **SEAP/SECAP** (27% expected average CO₂ emission reduction by 2020) and **36,1%** of them (23,3% of total signatories) submitted a monitoring plan.

3) The Covenant of Mayors for Climate and Energy

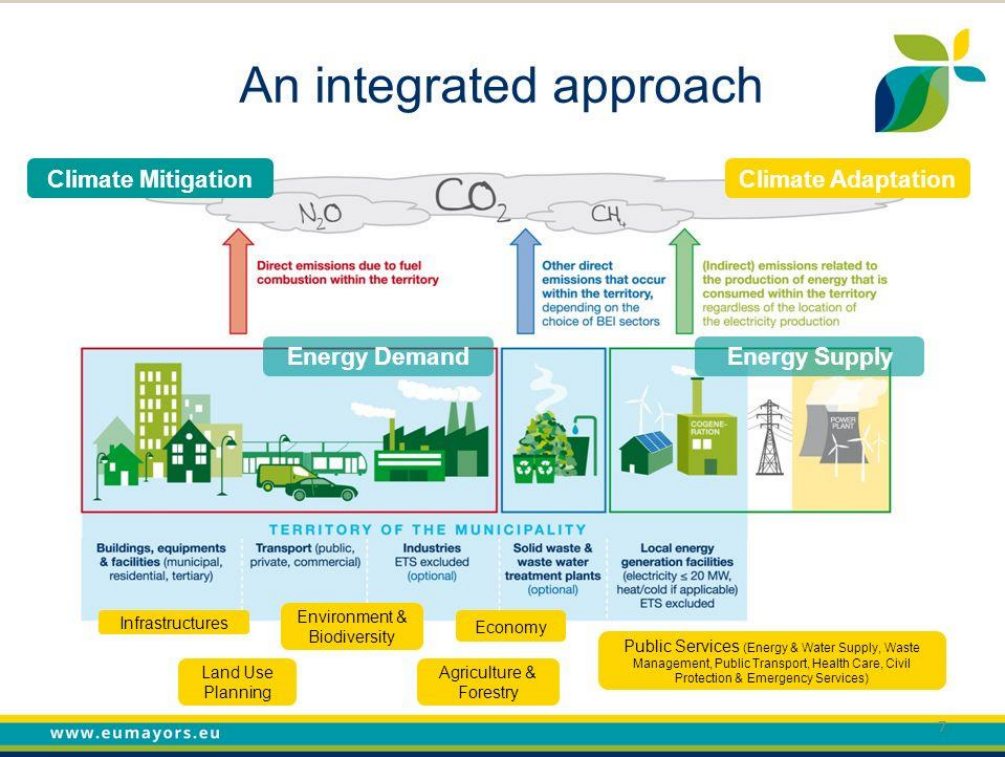


The Covenant step by step



www.eumayors.eu

An integrated approach



www.eumayors.eu

The Covenant Community

Signatories

Villages, towns, cities, counties

Coordinators

Regions, Provinces, Energy Agencies

Covenant of Mayors Clubs

Academia

Associated Partners

European federations of companies, NGOs, international networks

Supporters

Non-profit organisations, associations, agencies

www.eumayors.eu

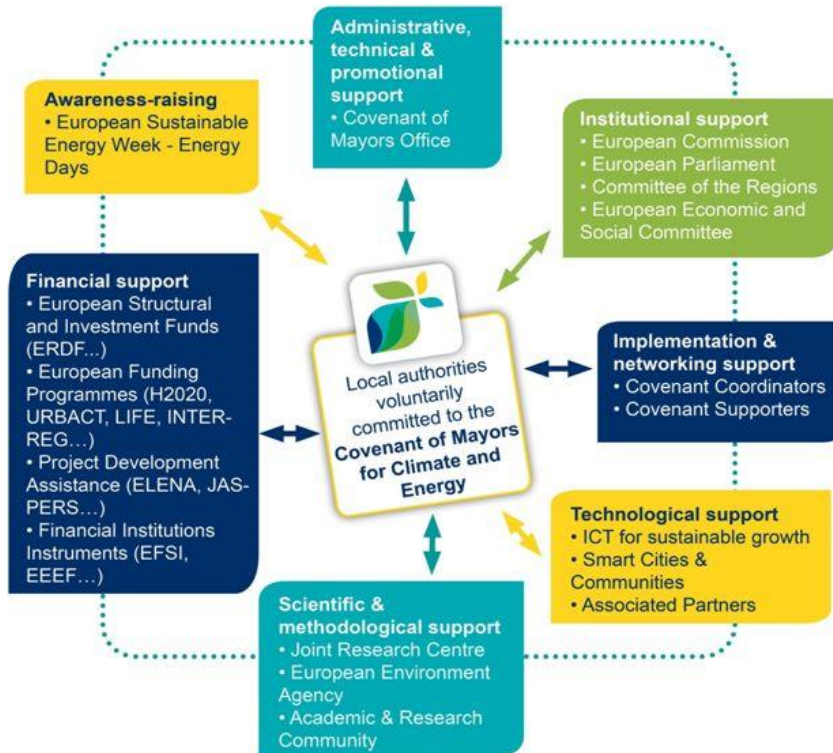
SEAP/SECAP according to specific guidelines, list of concrete actions in each sector.



3) The Covenant of Mayors for Climate and Energy



Multi-stakeholder involvement



Achievements of signatory cities



As of 2017:

- 23% greenhouse gas emissions

- 14% energy consumption

x4 share of renewable energy sources in final energy consumption (14%)

x3 local renewable energy production



Supporting signatories



With specific methodological materials



Guidance materials

Action Plan template & instructions



Supporting signatories



With a dedicated online support tool for adaptation

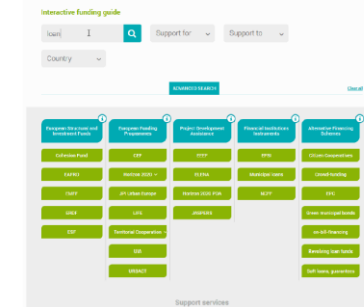


- 1 Preparing the ground for adaptation
- 2 Assessing climate change risks and vulnerabilities
- 3 Identifying adaptation options
- 4 Assessing and selecting adaptation options
- 5 Implementing adaptation
- 6 Monitoring and evaluating adaptation

Supporting signatories



With an online interactive funding guide



Supporting signatories



With a capacity-sharing platform:

Resource Library

- Search, add and rate among hundreds of resources, including good practices, case studies, handbooks, webinar recordings, etc.

Discussion Forums

- Exchange with your peers

www.eumayors.eu

MY COVENANT



SIGNATORIES: 22

22 Results found Items/page 25

Signatories	Population	Commitments	Status	Adhesion date
Yenimahalle, TR	663580	2020 ADAPT	➡ ➡ ➡	2019
Bolu, TR	311810	2020 ADAPT	➡ ➡ ➡	2019
Çorlu, TR	262862	2020 ADAPT	➡ ➡ ➡	2019
Sakarya Metropolitan Municipality, TR	1010700	2020 ADAPT	➡ ➡ ➡	2018
Gaziantep, TR	1947244	2020 ADAPT	➡ ➡ ➡	2017
Pendik Municipality, TR	691681	2020 ADAPT	➡ ➡ ➡	2017
Bayındır Belediyesi, TR	40216	2020 ADAPT	➡ ➡ ➡	2017
Şişli Municipality, TR	272380	2020 ADAPT	➡ ➡ ➡	2017
Bağcılar Municipality, TR	762000	2020 ADAPT	➡ ➡ ➡	2016
Bursa Metropolitan Municipality, TR	2842547	2020 ADAPT	➡ ➡ ➡	2016
İzmir Metropolitan Municipality, TR	4113072	2020 2030 ADAPT	➡ ➡ ➡	2015
Çankaya Municipality, TR	914501	2020	➡ ➡ ➡	2015
Maltepe, TR	460955	2020	➡ ➡ ➡	2014
Nilüfer, TR	350000	2020 ADAPT	➡ ➡ ➡	2014
ESKİŞEHİR TEPEBAŞI, TR	359303	2020 2030 ADAPT	➡ ➡ ➡	2013
Antalya Metropolitan Municipality, TR	2043432	2020	➡ ➡ ➡	2013
Kadıköy, TR	452302	2020 2030 ADAPT	➡ ➡ ➡	2012
SEFERİHİSAR, TR	35000	2020	➡ ➡ ➡	2011
Bornova, TR	412275	2020	➡ ➡ ➡	2011
Eskişehir, TR	482793	2020	➡ ➡ ➡	2011
Karşıyaka - İzmir, TR	348000	2020 2030 ADAPT	➡ ➡ ➡	2011
Karşıyaka (Erdek-Balıkesir), TR	2663	2020	➡ ➡ ➡	2009



What about in Turkey?



12 Results found Items/page 25

SEAPs/SECAPs: 12

Signatories	Population	Commitments	Signed up	Action plan
Antalya Metropolitan Municipality	2043432	2020	2013	2014
Bornova	412275	2020	2011	2013
Bursa Metropolitan Municipality	2842547	2020 ADAPT	2016	2017
ESKİŞEHİR TEPEBAŞI	359303	2020 2030 ADAPT	2013	2014
Gaziantep	1947244	2020 ADAPT	2017	2019
İzmir Metropolitan Municipality	4113072	2020 2030 ADAPT	2015	2016
Kadıköy	452302	2020 2030 ADAPT	2012	2016
Karşıyaka - İzmir	348000	2020 2030 ADAPT	2011	2012
Maltepe	460955	2020	2014	2016
Nilüfer	350000	2020 ADAPT	2014	2016
SEFERİHİSAR	35000	2020	2011	2013
Çankaya Municipality	914501	2020	2015	2017



What about in Turkey?



3 Signatories found Items/page 25

MONITORING PLANS: 3

Signatories	Country	Commitments	Submission	Year	Region	Population	Sectors	Target
ESKİŞEHİR TEPEBAŞI	Turkey	<div>2020 ADAPT 2030</div>	2017-06-08	2014		359303	<div><div></div><div></div><div></div><div></div><div></div><div></div><div></div><div></div></div>	23%
Kadikoy	Turkey	<div>2020 ADAPT 2030</div>	2018-10-10	2016		452302	<div><div></div><div></div><div></div><div></div><div></div><div></div><div></div><div></div></div>	20%
Nilüfer	Turkey	<div>2020 ADAPT</div>	2018-09-10	2016		350000	<div><div></div><div></div><div></div><div></div><div></div><div></div><div></div><div></div></div>	20%



THANK YOU !

(antoniolumicisi@hotmail.com)

More information on **www.eumayors.eu**